



# TRENDS OF SPENDING ON PREVENTION IN THE EU

By  
David Morgan  
OECD Health Division


Vaccines Europe Day  
Brussels, 24 October, 2013



# Public health and prevention

## Health systems in times of global economic crisis: an update of the situation in the WHO European Region

Oslo, Norway on 17–18 April 2013



### 5) Funding for public health services must be protected.

Fiscal pressure brings into even sharper focus the need to ensure that spending on health is cost-effective. Public health services (including health protection, disease prevention) are proven investments that can improve health outcomes at relatively low cost, and funding for these services should be protected. In addition, public health interventions can play a significant role in contributing to economic recovery by protecting mental health, improving workplace health, and focusing on interventions that save costs to the health system.



# Prevention – Expenditure Category

- Expenditure Category in the System of Health Accounts (SHA) :
  - Functional category → Purpose

Code		Function	
HC.1		Services of curative care	
HC.2		Services of rehabilitative care	
HC.3		Service	HC.6.1 Maternal and child health
HC.4		Ancil	HC.6.2 School health services
HC.5		Medi	HC.6.3 Prevention of communicable diseases
HC.6		Preve	HC.6.4 Prevention of non-communicable diseases
HC.7		Healt	HC.6.5 Occupational health care
HC.9		Not s	HC.6.9 All other misc. public health services
Σ HC.1-HC.9		Cur	



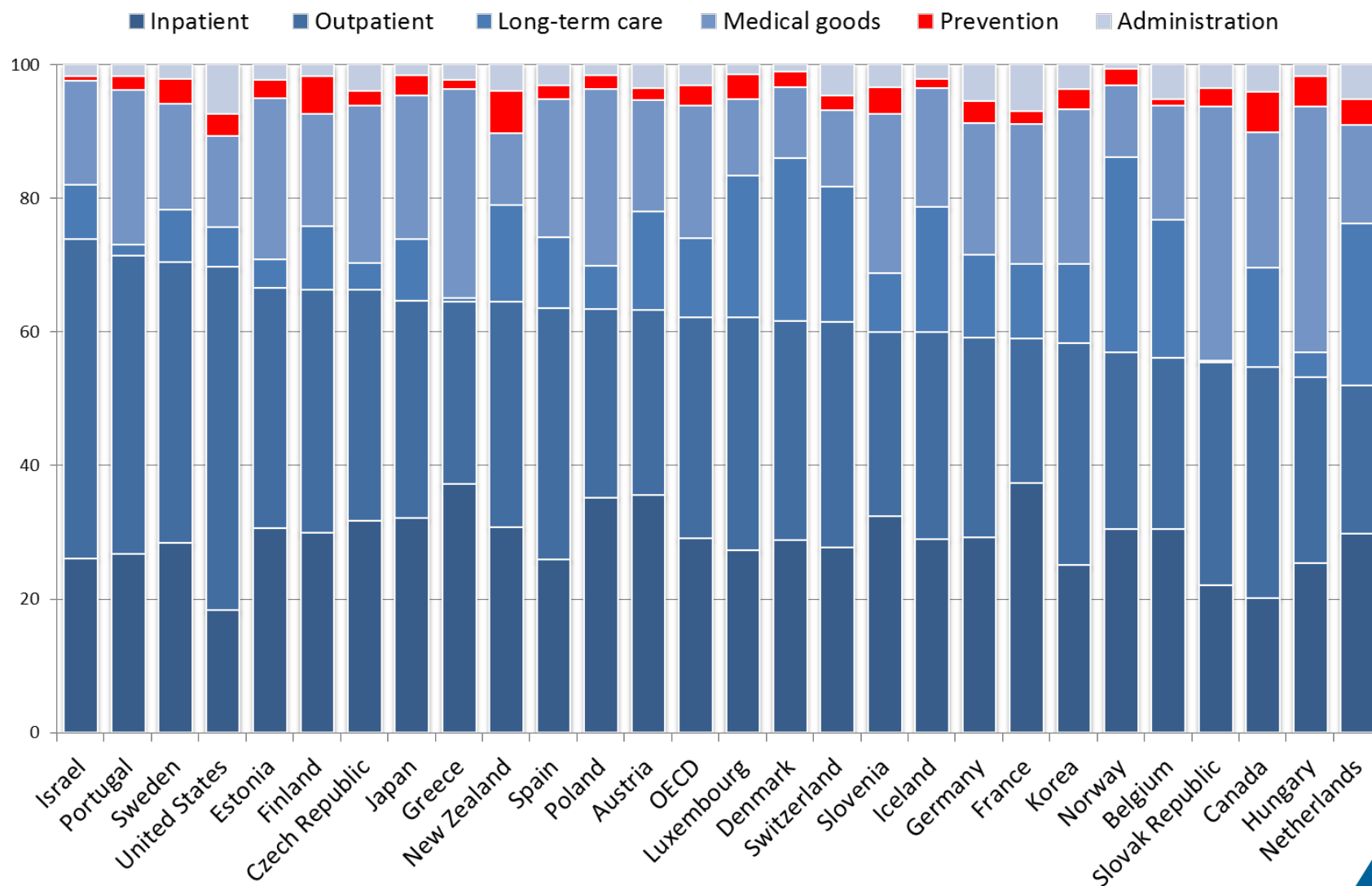
# Prevention – Definition and boundaries

---

- Definition:
  - “... comprise services designed to **enhance the health status** of the population as distinct from the curative services, which repair health dysfunction. Typical services are vaccination campaigns and programmes.”
- Boundaries:
  - Primary and secondary prevention included
  - Tertiary prevention excluded, part of rehabilitative care
  - Primary health purpose required:
    - Excludes part of road safety, environmental control, food control



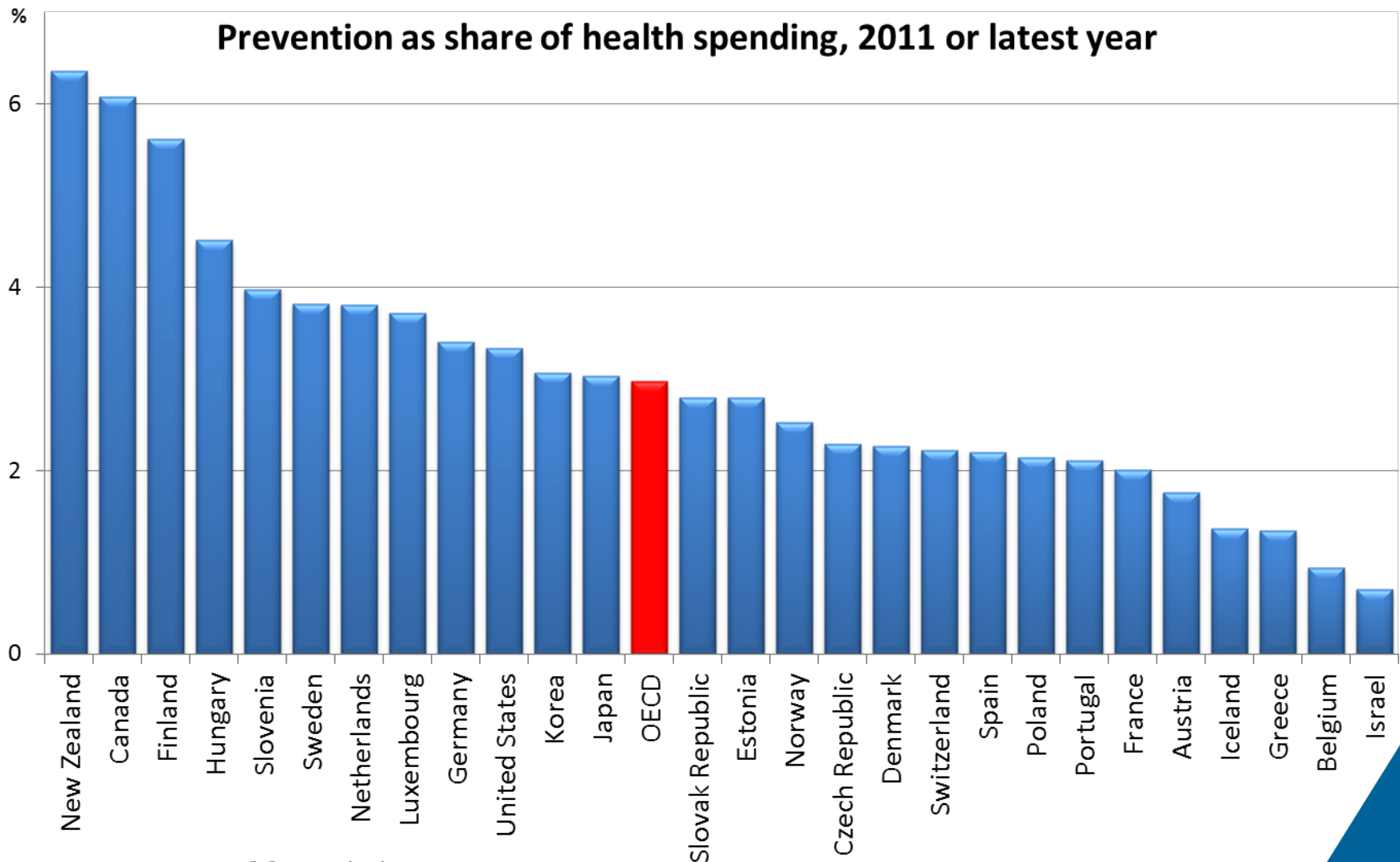
# Prevention – small share of all health services



Source: OECD Health Statistics 2013



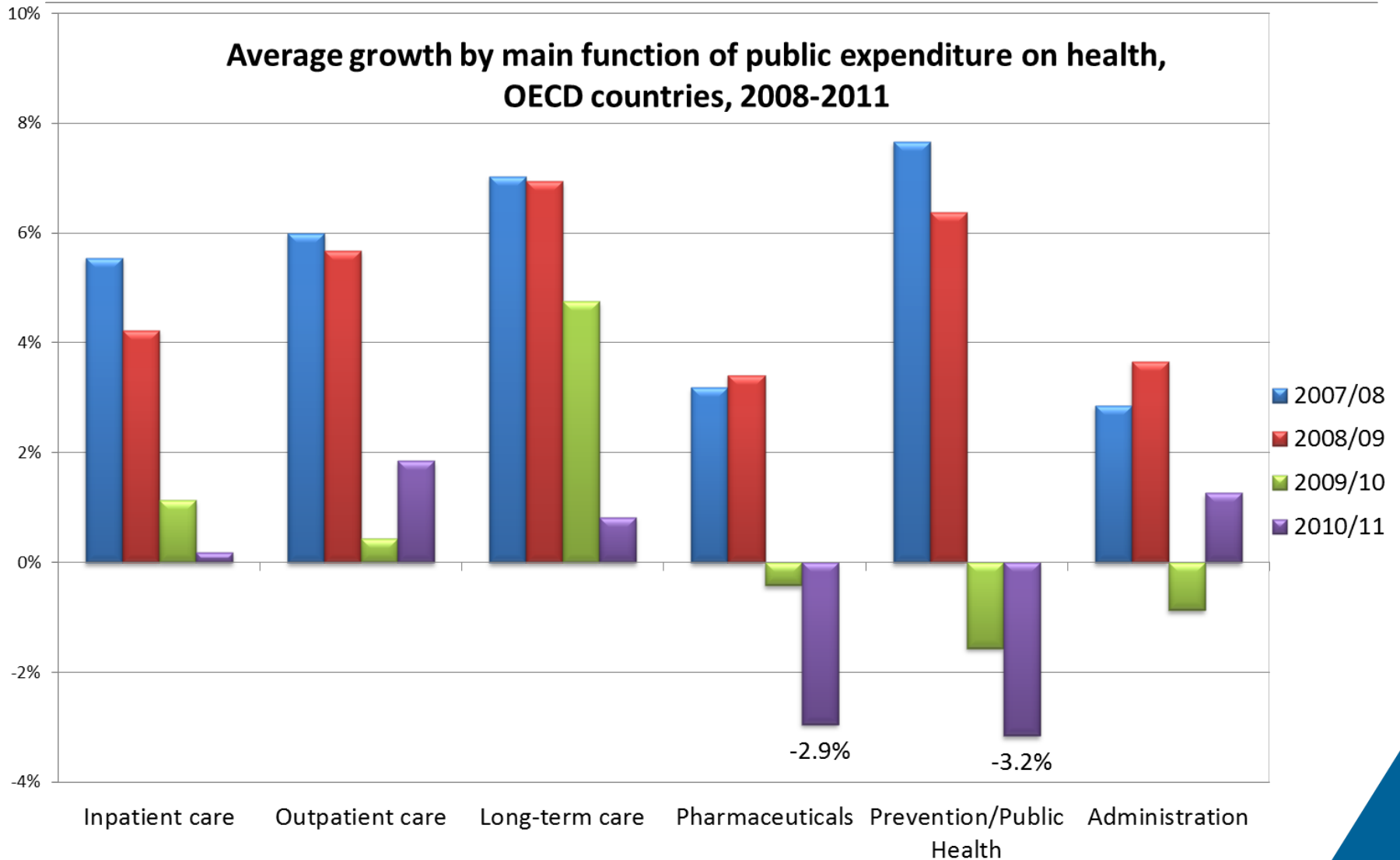
# Prevention – international comparison



Source: OECD Health Statistics 2013



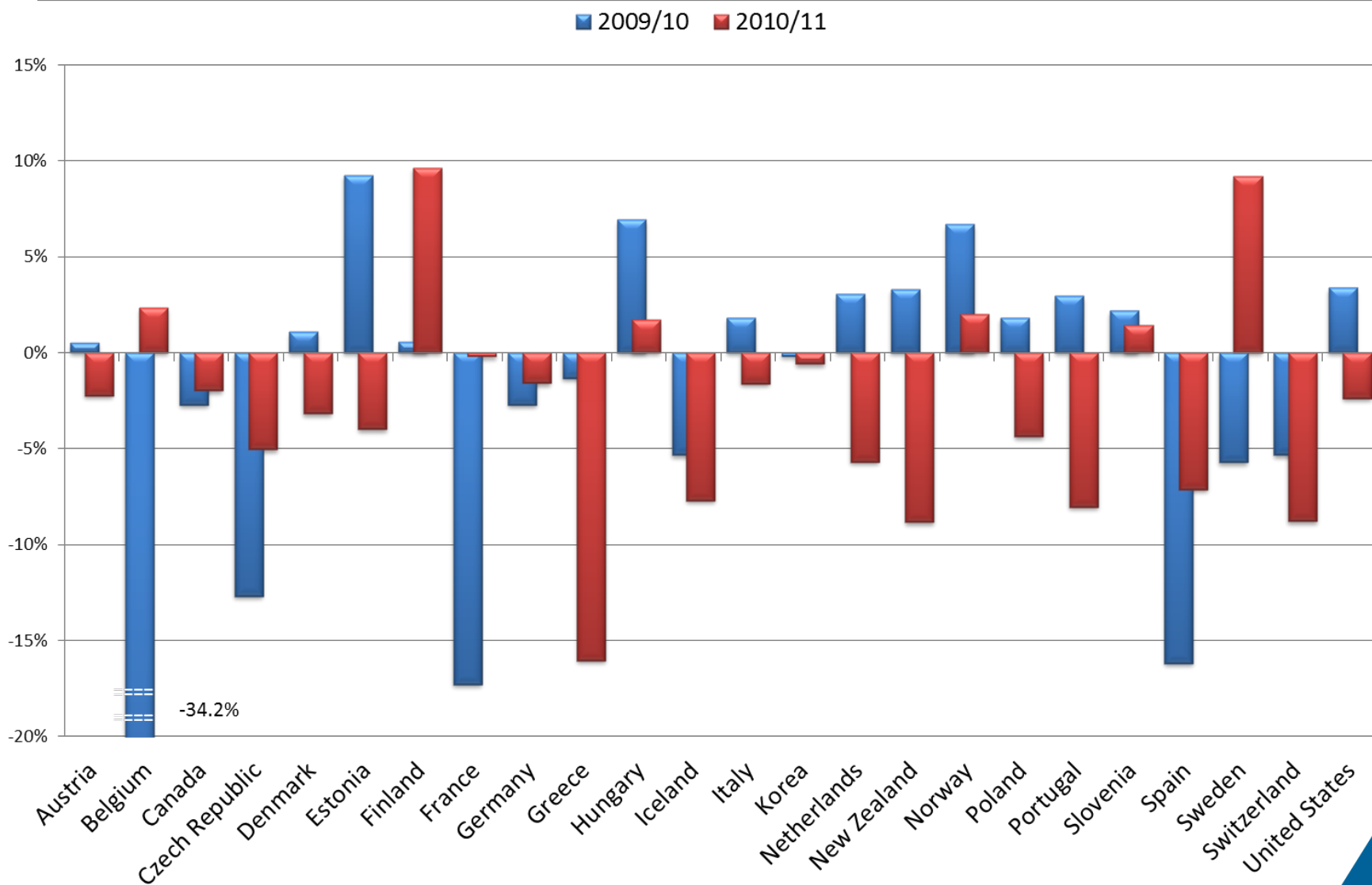
# Prevention – impact of crisis



Source: OECD Health Statistics 2013



# Prevention – erratic spending



Source: OECD Health Statistics 2013





# Prevention – vaccination in DEU and FRA

---

- Expenses for vaccination – c. 10-15% of prevention ?
  - Part of HC6.3 “prevention of communicable diseases”
  - Difficult for many countries to isolate this item
    - Underestimation in case of bundling with curative services
  - Problems with cash vs. accrual accounting in H1N1 phase
- Raw data sources can separate spending for vaccines

## **real growth rate in vaccination spending**

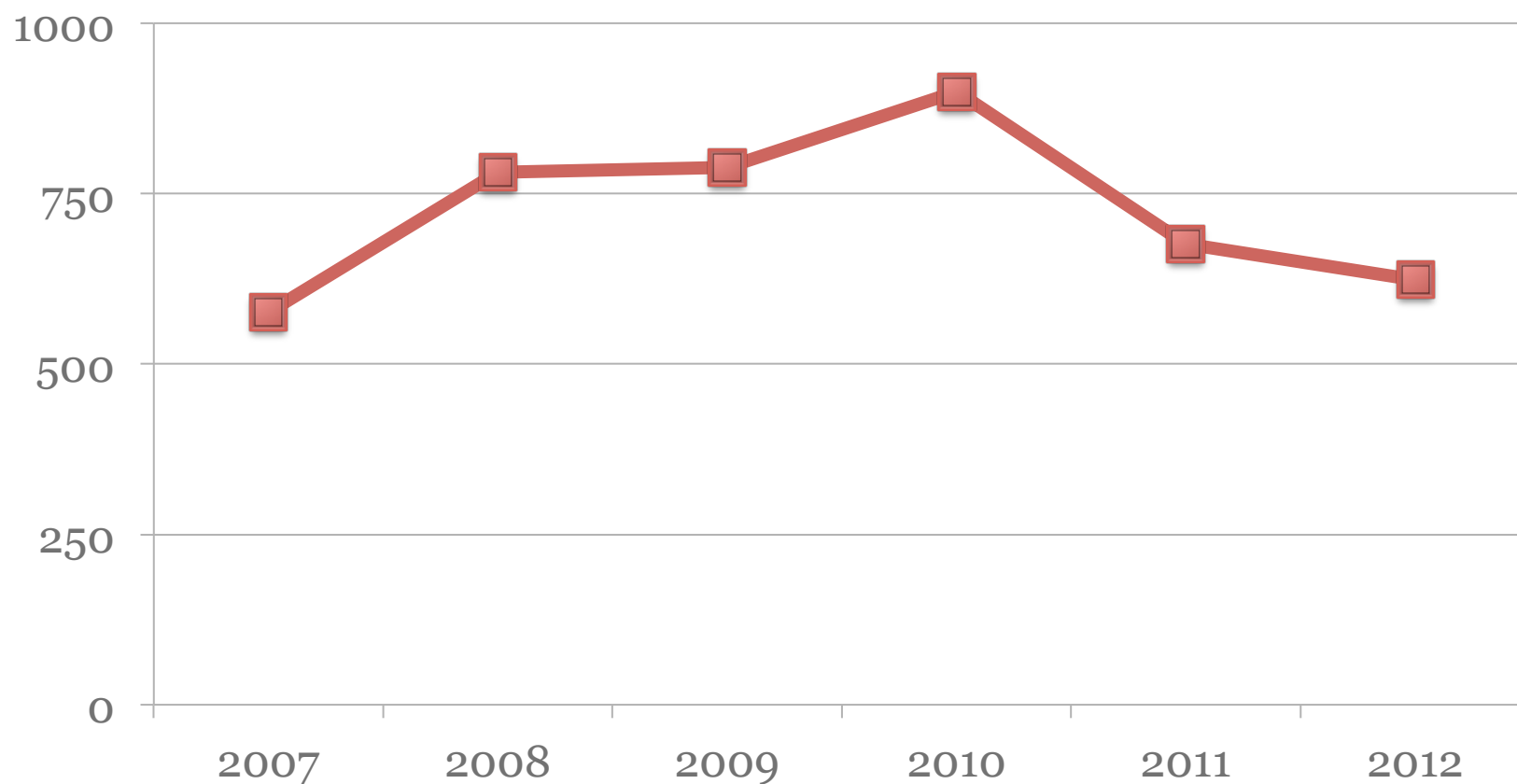
	2009/10	2010/11	2011/12
Germany*	-9.7%	-7.7%	-2.4%
France**	-19.0%	-0.4%	-3.4%

\* Expenses by SHIF; including doctors remuneration, excluding H1N1

\*\* financée par les collectivités locales et le FNPEIS



## Total vaccination spend - France



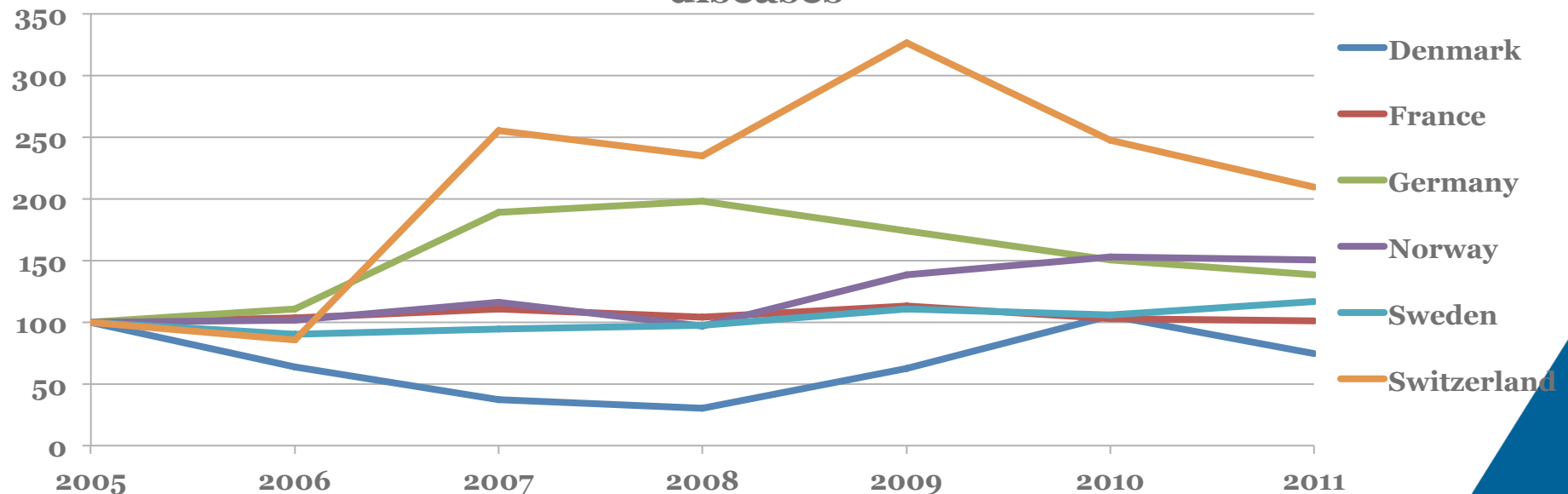
Source: DREES Comptes nationaux de la santé 2007-2012



# Prevention of communicable diseases- selected countries

- Expenditure for vaccination:
  - Part of HC6.3 “prevention of communicable diseases”
  - Reporting challenges
    - Included in curative services in case of bundling
    - cash vs accrual accounting in H1N1 phase

## Spending development for prevention of communicable diseases





# Contact

- [www.oecd.org/health](http://www.oecd.org/health)
- Health accounts: [David.Morgan@oecd.org](mailto:David.Morgan@oecd.org)
- Economics of Prevention: [franco.sassi@oecd.org](mailto:franco.sassi@oecd.org)

